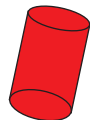


 Building a
Mini-Park





Building a
Mini-Park



Copyright © Gareth Stevens, Inc. All rights reserved.

Developed for Harcourt, Inc., by Gareth Stevens, Inc. This edition published by Harcourt, Inc., by agreement with Gareth Stevens, Inc. No part of this publication may be reproduced or transmitted in any form or by any means, electronic or mechanical, including photocopy, recording, or any information storage and retrieval system, without permission in writing from the copyright holder.

Requests for permission to make copies of any part of the work should be addressed to Permissions Department, Gareth Stevens, Inc., 330 West Olive Street, Suite 100, Milwaukee, Wisconsin 53212. Fax: 414-332-3567.

HARCOURT and the Harcourt Logo are trademarks of Harcourt, Inc., registered in the United States of America and/or other jurisdictions.

Printed in the United States of America

ISBN 13: 978-0-15-360287-0

ISBN 10: 0-15-360287-2

1 2 3 4 5 6 7 8 9 10 039 16 15 14 13 12 11 10 09 08 07

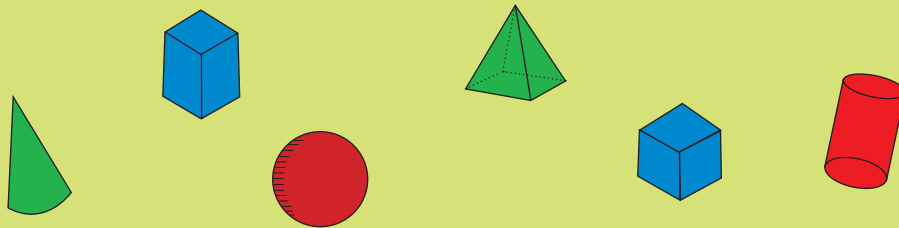
Math Concept Reader

Building a
 **Mini-Park**

by Jennifer Marrewa



 **Harcourt**
SCHOOL PUBLISHERS



Chapter 1: **A New Park**

There is a new park. The children play at the park. They will have fun. They will play today.




🔊 Jenny and Luis climb on the slide. They slide down. Andrew and Jasmine play on the bars. They climb up and down.



🔊 Sam and Maddie play ball. The children sit on the park bench. It is time to rest. They all rest on the bench.



- It starts to rain. Now they cannot play at the park. They will get wet. They must play indoors. What will they do?



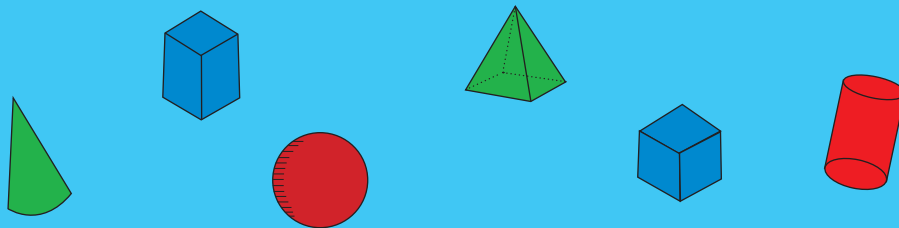
Chapter 2: **Planning the Mini Park**

- Jasmine has an idea. They can build a mini-park. They can make a small park that looks like the real park! It will be fun.





- ▶ Everyone will find things for the mini-park at home. They will meet at Andrew's home. They will build the mini-park there.




Chapter 3: **Searching**

- ▶ Jenny finds some empty paper rolls. They look like the slides. Jenny and Jasmine had fun on the slides at the park.





- ▀ The paper rolls are cylinders. The slides are cylinders too. Jenny brings the paper rolls to Andrew's home. She will build a slide for the mini-park.



- ▶ Luis looks in his toy box. He looks and looks. He finds a block. It looks like the play house at the park.



- ▶ The block is a pyramid, and the play house has a pyramid too. Luis brings the pyramid block to Andrew's home.



🔊 Maddie finds a table tennis ball. She played with a red ball at the park. The table tennis ball is a sphere. The red ball is a sphere too.



- ▶ Maddie puts the table tennis ball in her pocket. She brings it to Andrew's home. They can put it in the mini-park.



■ Sam saw a building at the park. He looks for something to make a building for the mini-park. He finds an empty box.



■ The empty box is a cube. The park building is a cube. The empty box is perfect for the mini-park.



- ▶ Jasmine saw a snack stand at the park.
The snack stand had a cone on top. Jasmine
wants to find a cone.



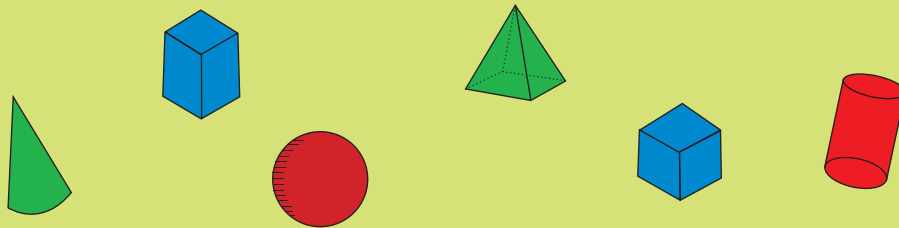
🔊 She finds a party hat. The hat is a cone. It looks like the top of the snack stand. Jasmine brings the hat to Andrew's home.



- At the park, the children sat on a bench.
The bench is a place to rest. The park bench is a rectangular prism.



▶ Andrew finds a shoebox. The box is a rectangular prism. He will use the shoebox for the mini-park. It will be the bench.



Chapter 4: Time to Build!

- Soon the children are at Andrew's home. Andrew puts down a poster board. He finds crayons. He finds scissors. He finds glue and tape too.



- The children are very excited. They share what they have found. They have everything they need to build the mini-park.

Glossary

 cone



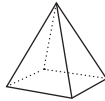
 cube



 cylinder



 pyramid



 rectangular prism



 sphere

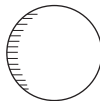





Photo credits: p. 11 © Park Street/Photo Edit; all other photographs by Gregg Andersen

Think and Respond

-  1. Look at the pictures throughout the book. List the figures you see.
-  2. The children in the story used a shoebox in their mini park. Name another object from home that is a rectangular prism.
-  3. The children used paper rolls for a tunnel slide. Name some things at home that are cylinders.



4. Suppose you want to make a mini-bedroom. Draw something you would put in the bedroom. List things you could use to make it.